



INTERNATIONAL *MELGES 24* 2015 MELGES 24 INVITATIONAL REGATTA

NOVEMBER 20-22, 2015
ORGANIZING AUTHORITY IS THE MIAMI YACHT CLUB
MIAMI FLORIDA

SAILING INSTRUCTIONS

1 RULES

- 1.1 The regatta will be governed by the *rules* as defined in *The Racing Rules of Sailing*.
- 1.2 The US Sailing Prescription to rule 63.4 is deleted.
- 1.3 The first two sentences of rule 44.1 are changed to:
"A boat may take a One-Turn Penalty when she may have broken a rule of Part 2 or rule 31 while *racing*. However, when she may have broken a rule of Part 2 while in the *zone* around a *mark* other than a starting *mark*, her penalty shall be a Two-Turns Penalty."

2 NOTICES TO COMPETITORS

Notices to competitors will be posted on the official notice board located at the MYC breezeway.

3 RADIO COMMUNICATIONS

- 3.1 Race committee broadcasts and hails will be made over VHF channel 68.
- 3.2 Race committee broadcasts concerning its intention, the course to be sailed, starting times, course changes, recalls, etc. are a courtesy only. Failure of the race committee to make a broadcast, the timing of a broadcast, or the failure of a boat to hear a broadcast will not be considered an improper action or omission under rule 62.1(a).
- 3.3 Except in an emergency, a boat shall neither make radio transmissions while racing nor receive radio communications not available to all boats. This restriction also applies to mobile telephones.

4 CHANGES TO SAILING INSTRUCTIONS

Any change to the sailing instructions will be posted before 0830 on the day it will take effect, except that any change to the schedule of races will be posted by 2000 on the day before it will take effect.

5 SIGNALS MADE ASHORE

- 5.1 Signals made ashore will be displayed from the flagpole at the MYC deck.
- 5.2 When flag AP is displayed ashore, '1 minute' is replaced by 'not less than 60 minutes' in race signal AP.

6 RACING AREA

The racing area will be Outside Government Cut on the Atlantic Ocean. See Attachment A. Depending on the conditions the racing area may be in Biscayne Bay. See Attachment B.

7 CLASS FLAG

The class flag will be a white flag with a Melges 24 logo.

8 SCHEDULE OF RACES

Thursday, November 19

9:00-18:00	Check in /weigh in
1000-10:30	Speed Camp chat
1430-1530	Practice Racing

Friday, November 20

0800-1000	Check-in/weigh in at MYC race office
1000	Competitors meeting
1200	First Race warning signal

Saturday, November 21

1100	First warning signal
------	----------------------

Sunday, November 22

1100	First race warning signal
1430	No warning signal after 1430

The Race Committee will attempt to complete as many races as conditions allow. A minimum of three completed races constitute a series.

9 THE COURSES

- 9.1 The diagrams in Attachment C show the courses, including the approximate angles between legs, the order in which marks are to be passed and the side on which each mark should be left.
- 9.2 If only one leeward mark is present it shall be rounded to port.
- 9.3 The approximate magnetic bearing and distance in nautical miles to the first mark will be displayed from the race committee signal boat prior to the warning signal for each race.

Course example:

5	Five legs, finishing to weather
270	Approx magnetic bearing to windward mark
1.2	1.2 nm to windward mark

10 MARKS

- 10.1 Windward and leeward marks will be Orange Tetrahedrons. The offset mark will be a small Orange ball. Start and finish marks will be Green Tetrahedron and/or RC vessels.
- 10.2 New marks, as provided in SI 13, will be Yellow balls.

11 THE START

The starting line will be between a staff displaying an orange flag on the race committee signal boat at the starboard end and the course side of a port end starting mark or an orange flag on a Race Committee boat.

12 RECALLS

When an individual recall is signaled, the race committee will attempt to hail the sail numbers of the boats that are OCS on VHF channel 68. See also instruction 3.2.

13 CHANGE OF THE NEXT LEG OF THE COURSE

To change the next leg, the race committee will lay a new mark (or move the finishing line) and remove the old mark as soon as practicable. When in a subsequent change a new mark is replaced, it will be replaced by an original mark.

14 THE FINISH

The finishing line will be between a staff displaying an orange flag on a race committee boat and the course side of the finishing mark or an orange flag on a Race Committee boat.

15 TIME LIMITS

- 15.1 The time limit for the first boat to sail the course and finish is 90 minutes.
- 15.2 Boats still racing more than 30 minutes after the first boat sails the course and finishes will be scored TLE (Time Limit Expired) without a hearing. The score will be 2 points more than the last boat to finish but not worse than Did Not Finish. This changes RRS 35, A4, and A5.

16 SCORING

- 16.1 When fewer than 5 races have been completed, a boat's event score will be the total of her race scores. When 5 or more races have been completed, a boat's score will be the total of her race scores excluding her worst score.
- 16.2 Three completed races are required to constitute a series.

17 PROTESTS AND REQUESTS FOR REDRESS

- 17.1 Protest forms are available at Upstairs Jury Room. Protests shall be delivered there within 60 minutes after the race committee finish boat docks. The docking time will be posted on the Official Notice Board.
- 17.2 Notices will be posted within 15 minutes after the protest time limit to inform competitors of hearings in which they are parties or named as witnesses. Protests will be heard in the approximate order of receipt in the Upstairs Jury Room. Protests regarding ISAF classification may be submitted starting August 3, 2015 and must be submitted by the end of the protest time limit on the first day of racing. Such protests will be handled by the Class office, whose decision is final. This changes RRS 63.1.

18 SAFETY

- 18.1 Prior to the warning signal for the first race of each day in which it intends to compete, each boat is requested to check in by VHF or sail by the race committee signal boat and hail its sail number.
- 18.2 A boat retiring from a race or leaving the racing area early shall promptly notify the race committee either by hail or over VHF channel 68.

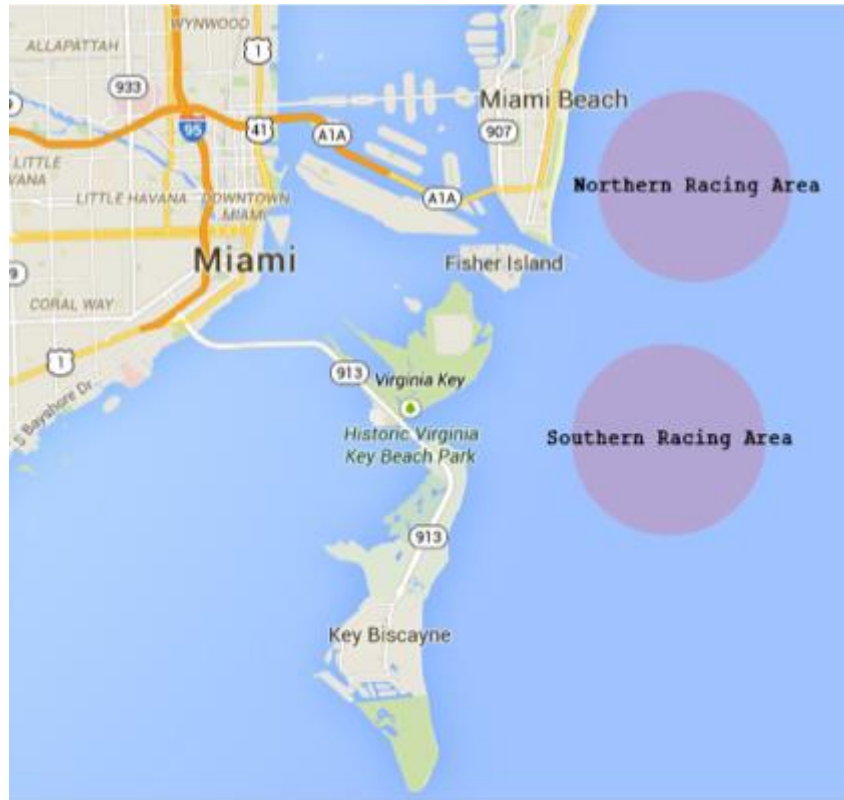
19 REPLACEMENT OF CREW OR EQUIPMENT

- 19.1 The crew will consist of a minimum of three persons.
- 19.2 Substitution of competitors will not be allowed in an event of less than seven consecutive days without prior written permission of the race committee.
- 19.3 The number of crew shall not change during a regatta unless written permission has been granted by the Race Committee.
- 19.4 Substitution of damaged or lost equipment will not be allowed unless approved by the race committee. Requests for substitution shall be made at the first reasonable opportunity.

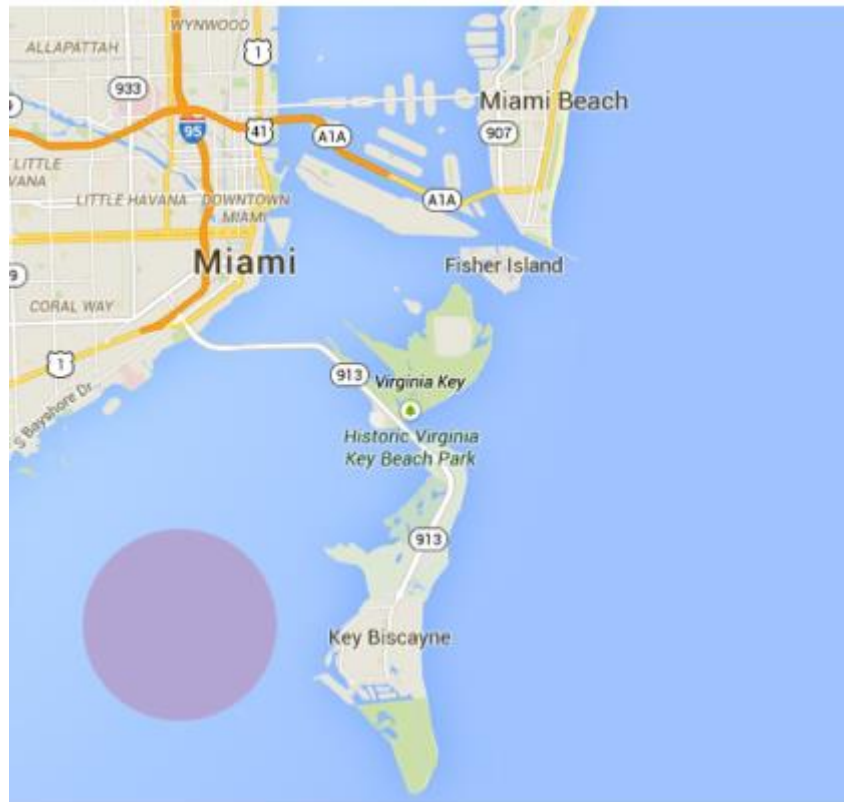
20 DISCLAIMER OF LIABILITY

Competitors participate in the regatta entirely at their own risk. See rule 4, Decision to Race. The organizing authority will not accept any liability for material damage or personal injury or death sustained in conjunction with or prior to, during, or after the regatta. Competitors accept full responsibility for their actions during any activity related to this event. This includes on-shore activities before, during, and after the regatta. Competitors are expected to conduct themselves in a sportsman-like manner at all times and to abide by the MYC rules.

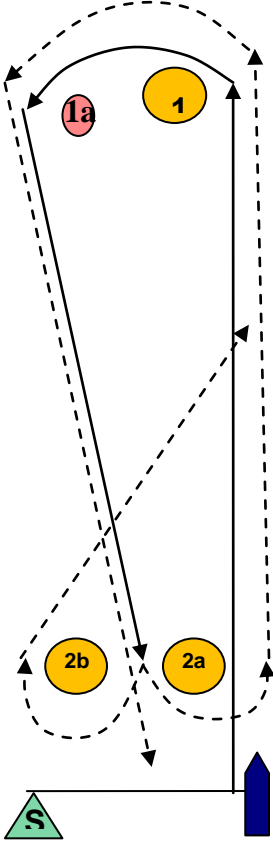
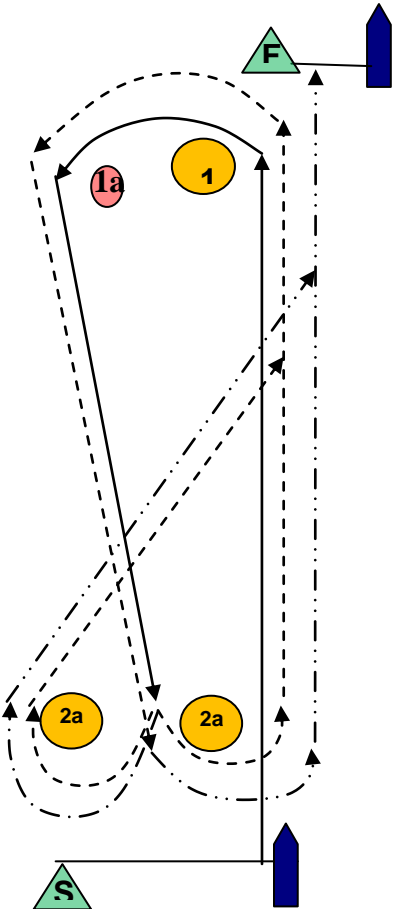
Attachment A – Approximate Ocean Racing Courses



Attachment B – Approximate Bay Area Racing Course



Appendix C – Possible Courses

Course 4		Course 5
 <p>The diagram for Course 4 shows a sailing course on a rectangular area. At the bottom left is a green triangle labeled 'S' (Start). At the bottom right is a blue vertical line with a pointed top (Port). At the top left is a red circle labeled '1a' (Port). At the top right is a yellow circle labeled '1' (Port). At the bottom left, near 'S', are two yellow circles labeled '2b' and '2a' (Port). A solid line with arrows shows the route: from 'S' to '2a', then to '1a', then to '1', then to the Port, and finally back to 'S'. Dashed lines show alternative paths, including a loop from '2a' to '2b' and back to '2a', and a path from '1a' to '1' and back to '1a'.</p>		 <p>The diagram for Course 5 shows a sailing course on a rectangular area. At the bottom left is a green triangle labeled 'S' (Start). At the bottom right is a blue vertical line with a pointed top (Port). At the top left is a red circle labeled '1a' (Port). At the top right is a yellow circle labeled '1' (Port). At the bottom left, near 'S', are two yellow circles labeled '2a' and '2b' (Port). At the top right, near '1', is a green triangle labeled 'F' (Finish). A solid line with arrows shows the route: from 'S' to '2a', then to '1a', then to '1', then to the Port, then to 'F', and finally back to 'S'. Dashed lines show alternative paths, including a loop from '2a' to '2b' and back to '2a', and a path from '1a' to '1' and back to '1a'.</p>
<p>Start, 1 (port), 1a (port), between 2a and 2b, 1 (port), 1a (port), finish</p>		<p>Start, 1 (port), 1a (port), between 2a and 2b, 1 (port), 1a (port), between 2a and 2b, finish</p>

NOTE – If only one leeward mark is present it shall be rounded to port.